

Water Network Management HSQE inspection Findings



Quarter 2 2019

1

Overview of Report

- *Purpose of Report: IW Regional Contractors requested at the Collaborative forum a quarterly report of the IW HSQE inspection findings.*
- *The following report is based on Q2-2019, capturing both High risk and Medium risk items.*

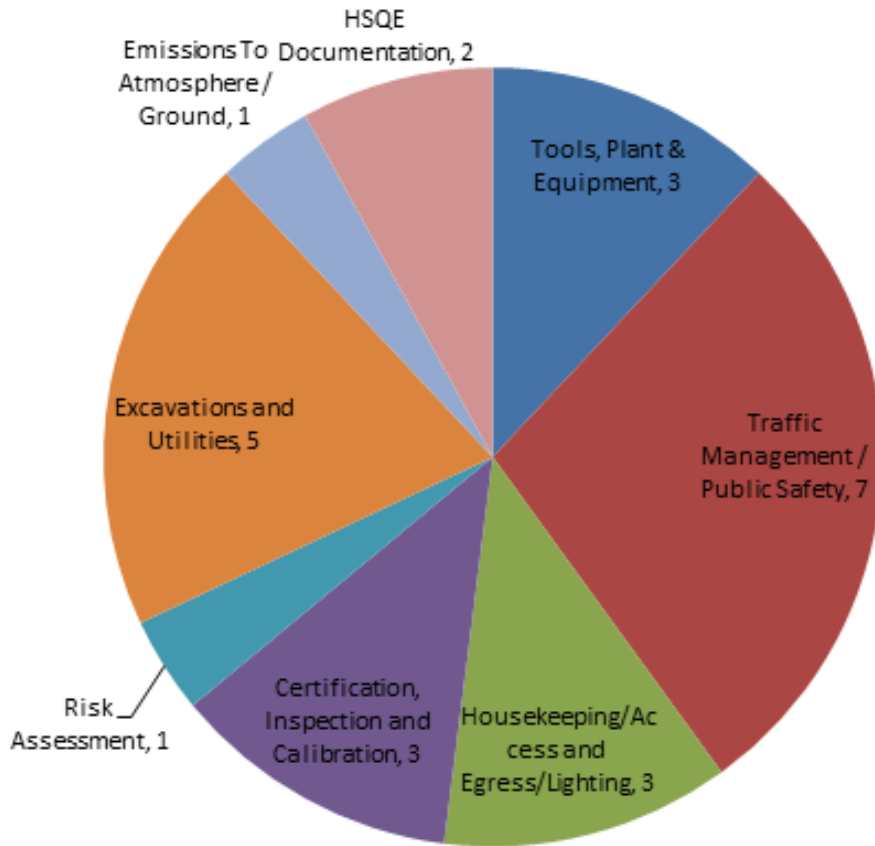
Definitions

- *Serious Issues: Serious Issue / Immediate Danger Issue with the potential to result in serious or immediate personal injury and or damage to property or equipment.*

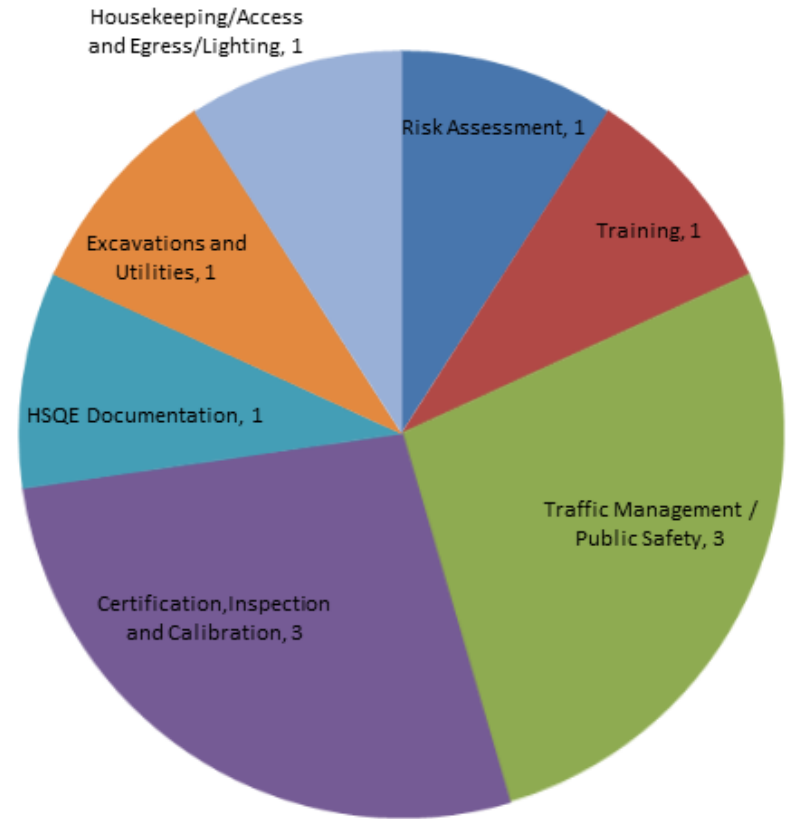
2

Summary of High Risk HSQE Findings on WNM projects

WNM High Risk HSQE Findings per Quarter



Q1 High Risk 2019



Q2 High Risk 2019

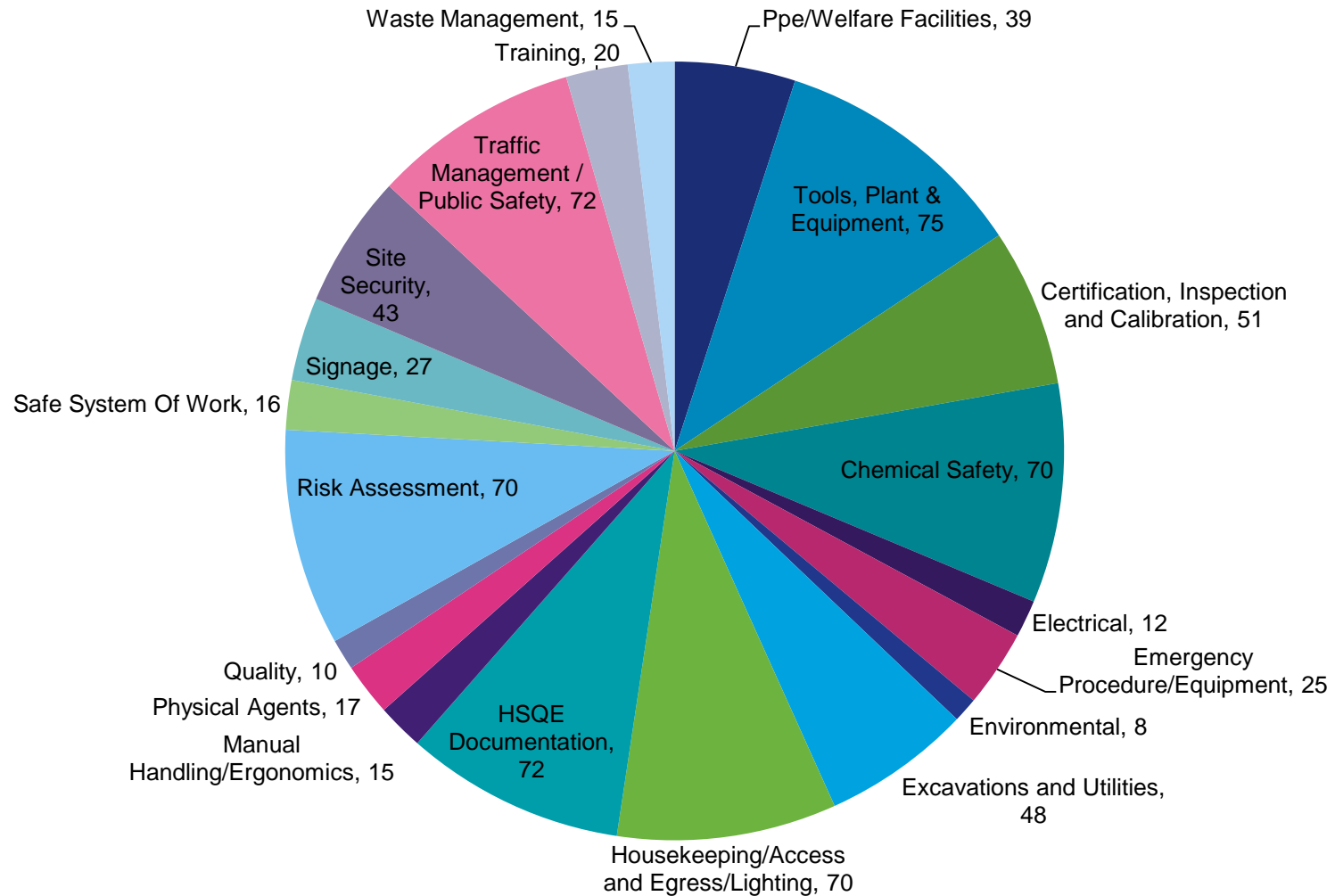
Top 3 High Risk HSQE Findings per quarter 2019

Quarter 1- 2019		Quarter 2 - 2019		Quarter 3 - 2019		Quarter 4- 2019	
<i>Category</i>	<i>No. of Findings</i>	<i>Category</i>	<i>No. of Findings</i>	<i>Category</i>	<i>No. of Findings</i>	<i>Category</i>	<i>No. of Findings</i>
Traffic Management ; This would also include pedestrian management	7	Traffic management/ public safety	3				
Excavations	5	Certification, Inspection and calibration.	3				
Tools , Plant and equipment	3	HSQE Documentation	1				
		Excavations & Utilities	1				
		Housekeeping Access and Egress	1				
		Risk Assessment	1				
		Training.	1				

3

Summary of Medium Risk HSQE findings on WNM projects

WNM Medium Risk HSQE Findings- Q2



Top 3 Medium Risk HSQE Findings per quarter 2019

Quarter 1- 2019		Quarter 2 - 2019		Quarter 3 - 2019		Quarter 4- 2019	
<i>Category</i>	<i>No. of Findings</i>	<i>Category</i>	<i>No. of Findings</i>	<i>Category</i>	<i>No. of Findings</i>	<i>Category</i>	<i>No. of Findings</i>
Chemical Safety	53	Tools, plant and equipment	75				
Traffic Management	20	Traffic management/ public safety	72				
Tools , Plant and equipment.	30	Certification, Inspection and calibration.	70				

4

Summary of Medium Risk Items across the three Asset Delivery portfolios for Q2

Medium Risk Items– Asset Delivery

Top 5 reoccurring per month across all three delivery portfolios for Q2

Ranking	Jan	Feb	Mar	Apr	May	Jun
1	Housekeeping/Access Egress/Lighting	Housekeeping/Access Egress/Lighting	Chemical Safety	Tools, Plant & Equipment	Housekeeping/Access and Egress/Lighting	Tools, Plant & Equipment
2	Tools, Plant & Equipment	Chemical Safety	HSQE Documentation	HSQE Documentation	Traffic Management / Public Safety and Chemical Safety	HSQE Documentation Certification, Inspection and Calibration
3	HSQE Documentation	Tools, Plant & Equipment	Traffic Management / Public Safety	Risk Assessment	HSQE Documentation	Traffic Management / Public Safety Risk Assessment
4	PPE/Welfare Facilities	HSQE Documentation	Housekeeping/Access Egress/Lighting	Housekeeping / Access and Egress / Lighting	Risk Assessment	Chemical Safety
5	Chemical Safety	Traffic Management / Public Safety	Tools, Plant & Equipment	Traffic Management / Public Safety	Excavations and Utilities	Excavations and Utilities

5

**IW HSQE
accident/incident
Statistics YTD 2019**

IW HSQE accident/incident statistics YTD 2019

Stats YTD 2019					
	IW All Activities	Asset Delivery Contractors	CP	Infra	WNM
Serious Injury/fatality	0	0	0	0	0
IR1	17	7	1	4	2
IR3	3	1	0	1	0
Immediate Danger	2	1	0	0	1
Lost Time Incident	13	3	1	0	2
Injury No Absence	23	1	0	1	0
Near Miss	123	60	5	23	32
Incident No Injury	*	12	2	1	9