

Water Network Management HSQE inspection Findings



Quarter 4 2019

1

Overview of Report

- *Purpose of Report: IW Regional Contractors requested at the Collaborative forum a quarterly report of the IW HSQE inspection findings.*
- *The following report is based on Q4-2019, capturing both High risk and Medium risk items.*

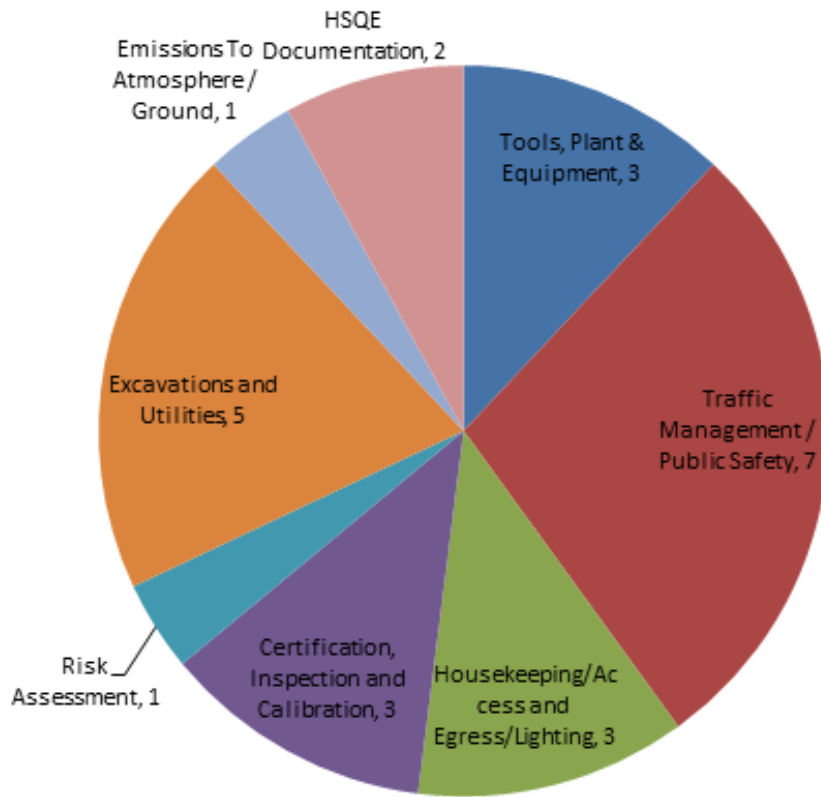
Definitions

- *Serious Issues: Serious Issue / Immediate Danger Issue with the potential to result in serious or immediate personal injury and or damage to property or equipment.*

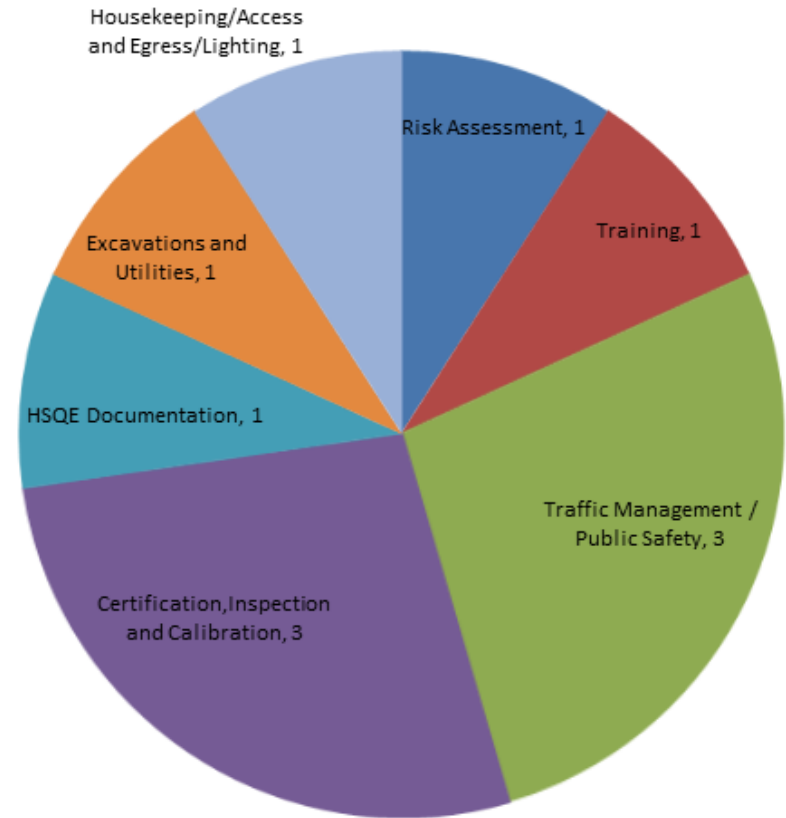
2

Summary of High Risk HSQE Findings on WNM projects

WNM High Risk HSQE Findings per Quarter

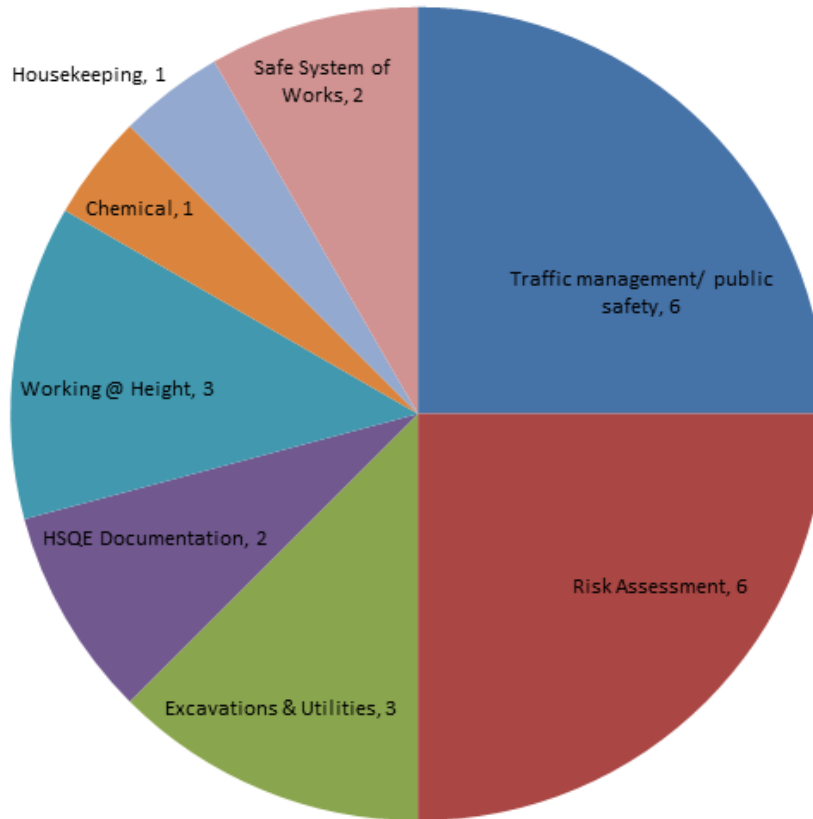


Q1 High Risk 2019




Q2 High Risk 2019

WNM High Risk HSQE Findings per Quarter



Q3 High Risk 2019



Q4 High Risk 2019

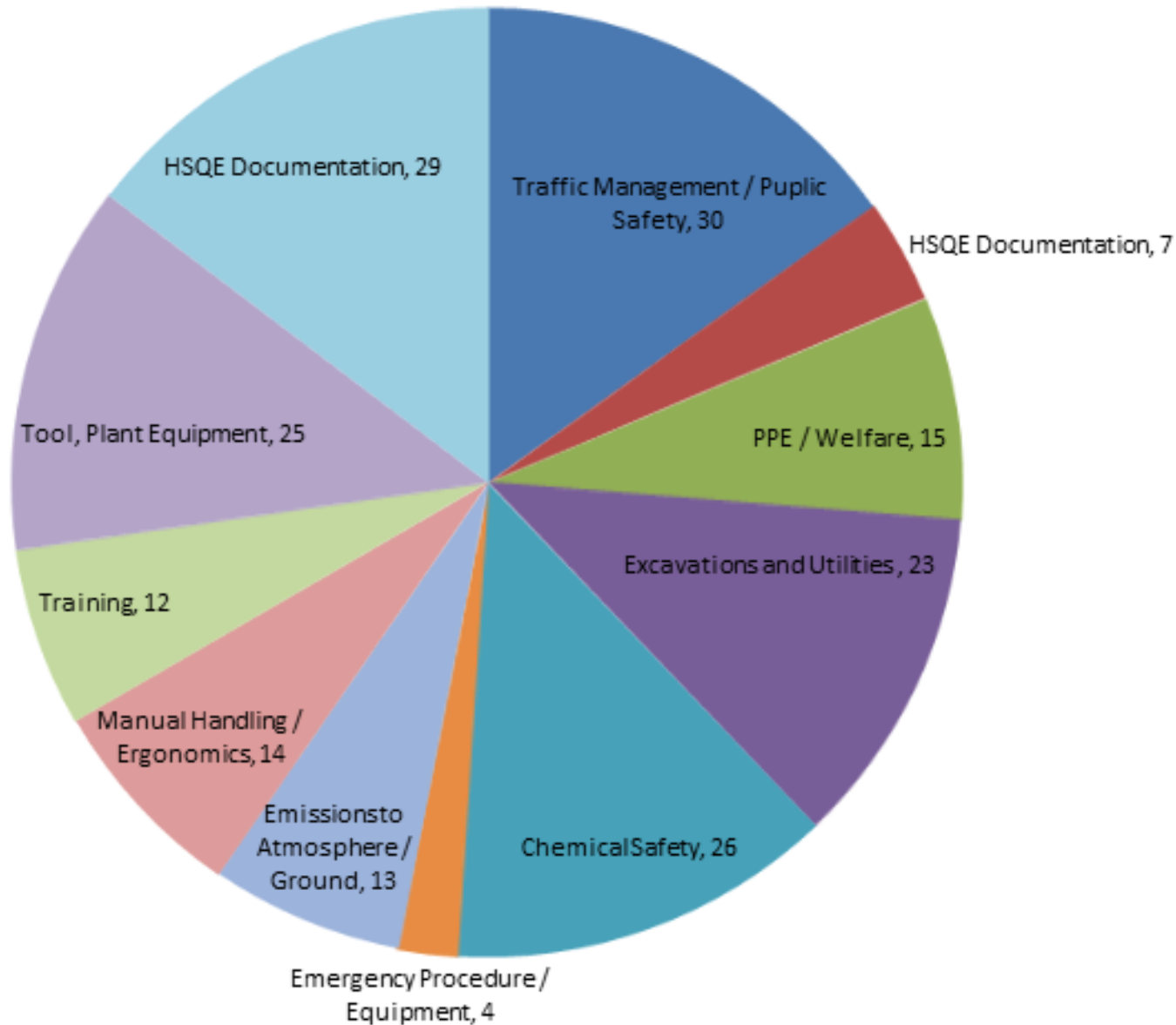
Top 3 High Risk HSQE Findings per quarter 2019

Quarter 1- 2019		Quarter 2 - 2019		Quarter 3 - 2019		Quarter 4- 2019	
<i>Category</i>	<i>No. of Findings</i>	<i>Category</i>	<i>No. of Findings</i>	<i>Category</i>	<i>No. of Findings</i>	<i>Category</i>	<i>No. of Findings</i>
Traffic Management ; This would also include pedestrian management	7	Traffic management/ public safety	3	Traffic management/ public safety	6	Certification, Inspection and Calibration	1
Excavations	5	Certification, Inspection and calibration.	3	Risk Assessment	6		
Tools , Plant and equipment	3	HSQE Documentation	1	Excavations & Utilities	3		
		Excavations & Utilities	1	Working @ Height	3		
		Housekeeping Access and Egress	1				
		Risk Assessment	1				
		Training.	1				

3

Summary of Medium Risk HSQE findings on WNM projects

WNM Medium Risk HSQE Findings- Q4



Top 3 Medium Risk HSQE Findings per quarter 2019

Quarter 1- 2019		Quarter 2 - 2019		Quarter 3 - 2019		Quarter 4- 2019	
<i>Category</i>	<i>No. of Findings</i>	<i>Category</i>	<i>No. of Findings</i>	<i>Category</i>	<i>No. of Findings</i>	<i>Category</i>	<i>No. of Findings</i>
Chemical Safety	53	Tools, plant and equipment	75	Tools, plant and Equipment	95	Traffic Management / Puplic Safety	30
Traffic Management	20	Traffic management/ public safety	72	HSQE Documentati on	79	HSQE Documentati on	29
Tools , Plant and equipment.	30	Certification, Inspection and calibration.	70	Excavations and Utilities	55	Chemical Safety	26

4

Summary of Medium Risk Items across the three Asset Delivery portfolios for 2019

Medium Risk Items– Asset Delivery

Top 5 reoccurring per month across all three delivery portfolios for Q2

Ranking	Jan	Feb	Mar	Apr	May	Jun
1	Housekeeping/Access Egress/Lighting	Housekeeping/Access Egress/Lighting	Chemical Safety	Tools, Plant & Equipment	Housekeeping/Access and Egress/Lighting	Tools, Plant & Equipment
2	Tools, Plant & Equipment	Chemical Safety	HSQE Documentation	HSQE Documentation	Traffic Management / Public Safety and Chemical Safety	HSQE Documentation Certification, Inspection and Calibration
3	HSQE Documentation	Tools, Plant & Equipment	Traffic Management / Public Safety	Risk Assessment	HSQE Documentation	Traffic Management / Public Safety Risk Assessment
4	PPE/Welfare Facilities	HSQE Documentation	Housekeeping/Access Egress/Lighting	Housekeeping / Access and Egress / Lighting	Risk Assessment	Chemical Safety
5	Chemical Safety	Traffic Management / Public Safety	Tools, Plant & Equipment	Traffic Management / Public Safety	Excavations and Utilities	Excavations and Utilities

Medium Risk Items– Asset Delivery

Top 5 reoccurring per month across all three delivery portfolios for Q4

Ranking	July	Aug	Sept	Oct	Nov	Dec
1	Management / Public Safety & Chemical Safety	Tool, Plant and Equipment	Excavations and Utilities	HSQE Documentation	HSQE Documentation	Tool, Plant Equipment
2	HSQE Documentation	HSQE Documentation	Housekeeping / Access and Egress / Lighting	Chemical Safety	Tool, Plant Equipment	Housekeeping/Access and Egress/ Lighting
3	Tools plant and equipment	Traffic Management / Public Safety	Tools, Plant and Equipment.	Tool, Plant Equipment	Excavations and Utilities	Traffic Management / Public Safety
4	Housekeeping / Access and Egress / Lighting	Excavations and Utilities	Traffic Management / Public Safety	Traffic Management / Public Safety	Chemical Safety	Excavations and Utilities
5	Risk Assessment	Housekeeping / Access and Egress Lighting	Working at Height / Edge Protection	Excavations and Utilities	Traffic Management / Public Safety	HSQE Documentation

5

**IW HSQE
accident/incident
Statistics YTD 2019**

IW HSQE accident/incident statistics YTD 2019

Stats YTD 2019					
	IW All Activities **	Asset Delivery Contractors	CP	Infra	WNM
Serious injury/fatality	0	0	0	0	0
IR1	63	15	4	8	3
IR3	16	5	0	3	2
Immediate Danger	4	1	0	0	1
Lost Time Incident	26	5	1	1	3
Injury No Absence	79	5	1	2	2
Near Miss	304	134	16	51	67
Incident No Injury	*	19	3	3	13